

## 1 PACKAGE CONTENTS

1. AcuRite Access
2. Ethernet cable
3. AC power adapter



## 2 CONNECT ACCESS

Connect the Ethernet cable to the Access




**WRITE DOWN THE Device ID;** printed on the bottom of the device. You will need this when adding the Access to myacurite.com.

DEVICE ID


## 3 CONNECT

Connect Ethernet cable to your network router.\*




## 4 INSTALL BACKUP BATTERIES

On the bottom of the Access, remove the battery cover, then insert three AA alkaline batteries.




## 5 PLUG IN

Plug in the power adapter. The Access will take a minute to start up.



## 6 WAIT

After starting the Access, the device will connect to My AcuRite and download available firmware updates. It may take up to 30 minutes. When Network Status Light stops flashing (is solid), you are READY for the next step.



## 7 CREATE YOUR ACCOUNT

Create your account and register your Access at [www.myacurite.com](http://www.myacurite.com).

**NOTE:** It may take up to 10 minutes for the Access to communicate with the My AcuRite service.



OR



[www.MyAcuRite.com](http://www.MyAcuRite.com)

MyAcuRite APP

## TROUBLESHOOTING

### Access is not recognized when adding to My AcuRite account

#### Possible Solutions:

- Allow up to ten minutes for the Access Device ID to be activated with myacurite.com.
- Make sure you entered the Device ID correctly. Verify the 12-digit Device ID located on the bottom side of the Access and re-enter on My AcuRite.
- Verify the Access has a network (internet) connection.

### Access Has No Network (Internet) Connection

#### Possible Solutions:

- Make sure the Ethernet cable is firmly connected. The cable may be defective and need to be replaced.
- The Ethernet port on your router may be malfunctioning. Try connecting the cable to another port.

## HAVING PROBLEMS?

### We're Here to Help!

If you have reviewed the troubleshooting section and you still have questions, AcuRite offers several support options to help get the answers you want:

#### Visit us online



[www.AcuRite.com](http://www.AcuRite.com)

AcuRite.com offers customer support, videos, installation tips and a user forum. The AcuRite Support Forum is an active public community where you can exchange ideas and information with other PC Connect users, or post questions for customer support. AcuRite actively engages users in this forum to improve our products and services.

#### Talk to a real person



(877) 221-1252

Our friendly U.S. Based Support team is ready to assist you! You will find a knowledgeable, real person that is ready to help you on the other end of the line! After all, what good is all this technology without people standing behind it?

#### More Information

From your My AcuRite account, go to your Settings menu and select Help to view instructions, tips, and troubleshooting for the My AcuRite platform.

Visit [www.AcuRite.com](http://www.AcuRite.com) to learn more about your AcuRite products.

- Download additional documentation
- Tips and tricks to get the most out of your AcuRite products
- Videos and tutorials
- Purchase additional sensors

## Limited 1 Year Warranty

AcuRite is a wholly owned subsidiary of Chaney Instrument Company. For purchases of AcuRite products, AcuRite provides the benefits and services set forth herein. For purchases of Chaney products, Chaney provides the benefits and services set forth herein.

We warrant that all products we manufacture under this warranty are of good material and workmanship and, when properly installed and operated, will be free of defects for a period of one year from the date of purchase.

Any product which, under normal use and service, is proven to breach the warranty contained herein within ONE YEAR from date of sale will, upon examination by us, and at our sole option, be repaired or replaced by us. Transportation costs and charges for returned goods shall be paid for by the purchaser. We hereby disclaim all responsibility for such transportation costs and charges. This warranty will not be breached, and we will give no credit for products which have received normal wear and tear not affecting the functionality of the product, been damaged (including by acts of nature), tampered, abused, improperly installed, or repaired or altered by others than our authorized representatives.

Remedy for breach of this warranty is limited to repair or replacement of the defective item(s). If we determine that repair or replacement is not feasible, we may, at our option, refund the amount of the original purchase price.

**THE ABOVE-DESCRIBED WARRANTY IS THE SOLE WARRANTY FOR THE PRODUCTS AND IS EXPRESSLY IN LIEU OF ALL OTHER WARRANTIES, EXPRESS OR IMPLIED. ALL OTHER WARRANTIES OTHER THAN THE EXPRESS WARRANTY SET FORTH HEREIN ARE HEREBY EXPRESSLY DISCLAIMED, INCLUDING WITHOUT LIMITATION THE IMPLIED WARRANTY OF MERCHANTABILITY AND THE IMPLIED WARRANTY OF FITNESS FOR A PARTICULAR PURPOSE.**

We expressly disclaim all liability for special, consequential, or incidental damages, whether arising in tort or by contract from any breach of this warranty. Some states do not allow the exclusion or limitation of incidental or consequential damages, so the above limitation or exclusion may not apply to you.

We further disclaim liability from personal injury relating to its products to the extent permitted by law. By acceptance of any of our products, the purchaser assumes all liability for the consequences arising from their use or misuse. No person, firm or corporation is authorized to bind us to any other obligation or liability in connection with the sale of our products. Furthermore, no person, firm or corporation is authorized to modify or waive the terms of this warranty unless done in writing and signed by a duly authorized agent of ours.

In no case shall our liability for any claim relating to our products, your purchase or your use thereof, exceed the original purchase price paid for the product.

## FCC Statement

This device complies with part 15 of the FCC rules. Operation is subject to the following two conditions:

- 1- This device may NOT cause harmful interference, and
- 2- This device must accept any interference received, including interference that may cause undesired operation.

NOTE: This equipment has been tested and found to comply with the limits for a Class B digital device, pursuant to Part 15 of the FCC rules. These limits are designed to provide reasonable protection against harmful interference in a residential installation. This equipment generates, uses and can radiate radio frequency energy and, if not installed and used in accordance with the instructions, may cause harmful interference to radio or television reception. However, there is no guarantee that interference will not occur in a particular installation. If this equipment does cause harmful interference to radio or television reception, which can be determined by turning the equipment off and on, the user is encouraged to try to correct the interference by one or more of the following measures:

- Reorient or relocate the receiving antenna.
- Increase the separation between the equipment and the receiver.
- Connect the equipment into an outlet on a circuit different from that to which the receiver is connected.
- Consult the dealer or an experienced radio/TV technician for help.

NOTE: The manufacturer is not responsible for any radio or TV interference caused by unauthorized modifications to this equipment. Such modifications could void the user authority to operate the equipment.

©Chaney Instrument Co. All rights reserved. AcuRite is a registered trademark of the Chaney Instrument Co., Lake Geneva, WI 53147. All other trademarks and copy-rights are the property of their respective owners. AcuRite uses patented technology.

Visit [www.AcuRite.com/patents](http://www.AcuRite.com/patents) for details.