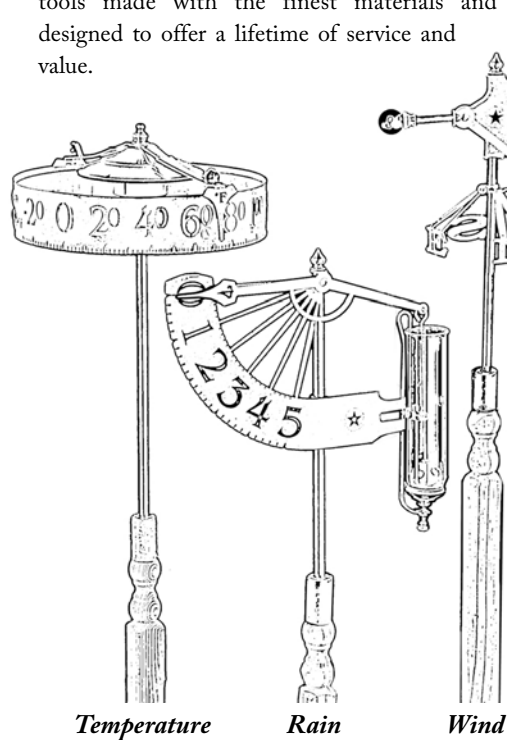


★ **Congratulations!**

Welcome to the world's finest collection of traditional outdoor weather instruments. These original designs reflect our commitment to quality. Our weather instruments are practical tools made with the finest materials and designed to offer a lifetime of service and value.



Temperature

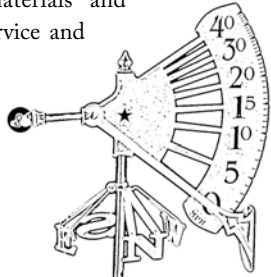
Rain

Wind

The Jeffersonian Collection

★ **The Jeffersonian Rain Gauge**

If Thomas Jefferson were to have created a rain gauge, this might well have been the result. We've ventured into the world of invention, guided by our classical aesthetic and a passion for mechanical devices. This extraordinary rain gauge sets a new standard in both form and function. The Jeffersonian Rain Gauge uses a mechanical float and lever design to measure up to 5" of rain. This gauge will turn into the wind to ensure an accurate measurement or may be tightened down to fix its location.



★ **Removing and Replacing the Rain Collection Vial**

To remove accumulated water, lift the collection vial from its mounting cup and slide it down until the float clears the vial. When replacing, slide the vial up and over the float, insert the top edge under the support hook and set the bottom onto the mounting cup.

★ **Avoid Freezing!**

Be sure to bring your rain gauge indoors before air temperatures reach the freezing point. This will keep it safely free of ice which can expand and break the vial.

★ **Replacing the Vial**

Forget to bring in your rain gauge? No problem. If your vial should break, replacements are available. Simply visit www.conantcustombrass.com, your local Conant Custom Brass retailer, or contact us at 800-638-0428.

★ **Guaranteed for Life!**

If the performance of this product ever falls short of your expectations, we will do everything possible to restore your confidence. All of our products are guaranteed to provide a lifetime of service and value.



270 Pine Street • Burlington, Vermont 05401

www.conantcustombrass.com

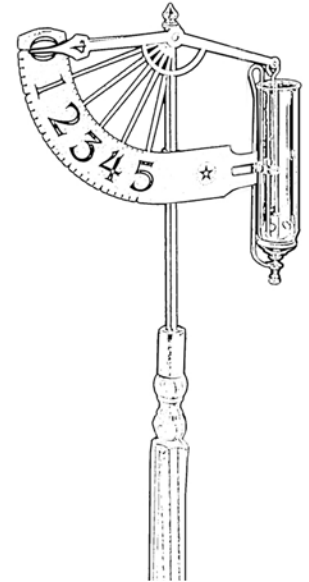
800-638-0428

©2009 Conant Custom Brass, Inc.



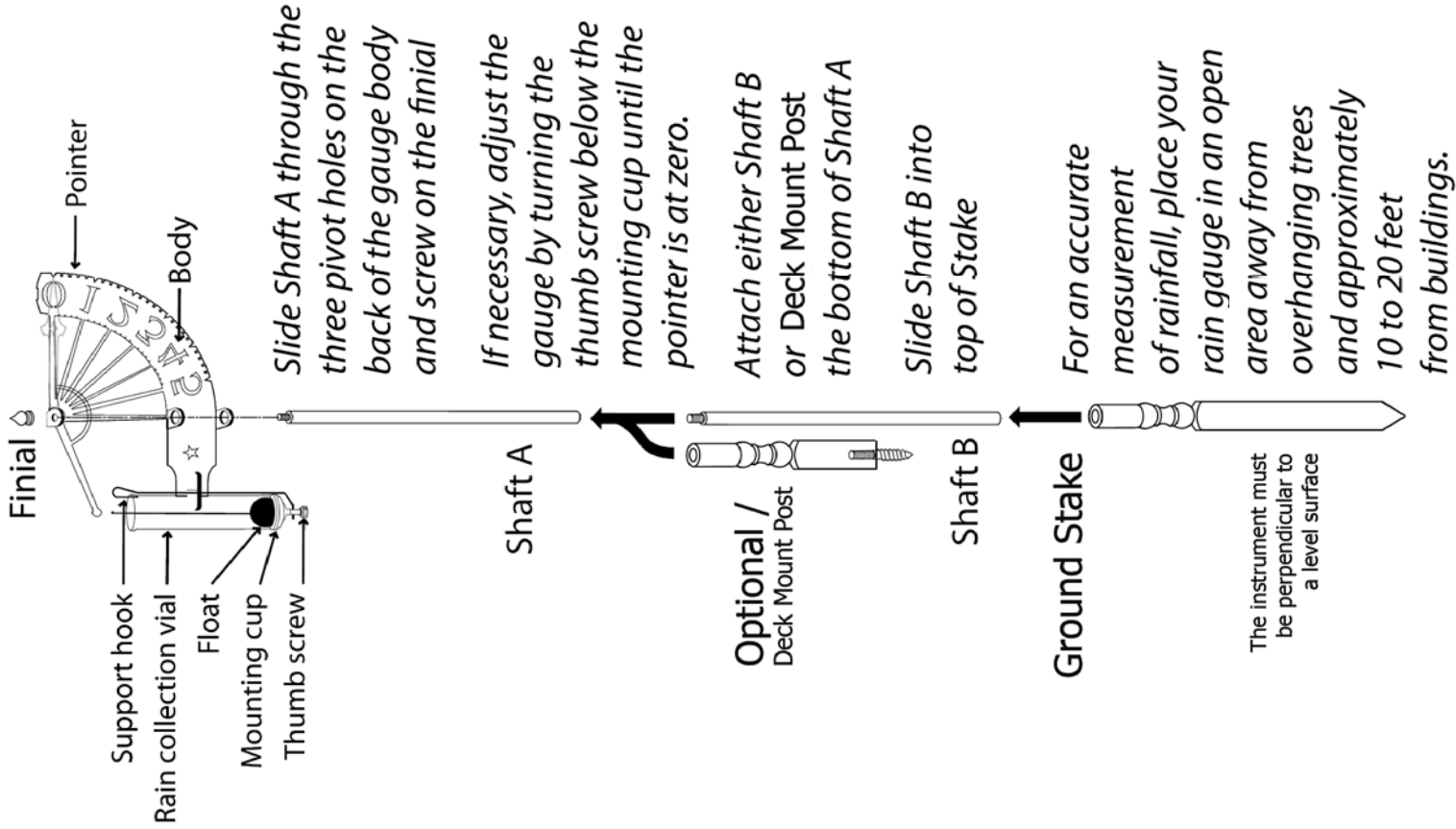
Jeffersonian Rain Gauge

(Model #VRG-7)



★ *Guaranteed for Life!* ★

★ The Jeffersonian Rain Gauge Assembly ★



Once in place, you can choose to face your rain gauge in a particular direction by tightening the finial at the top of the gauge. To allow the rain gauge to move with the wind, loosen the finial slightly.